



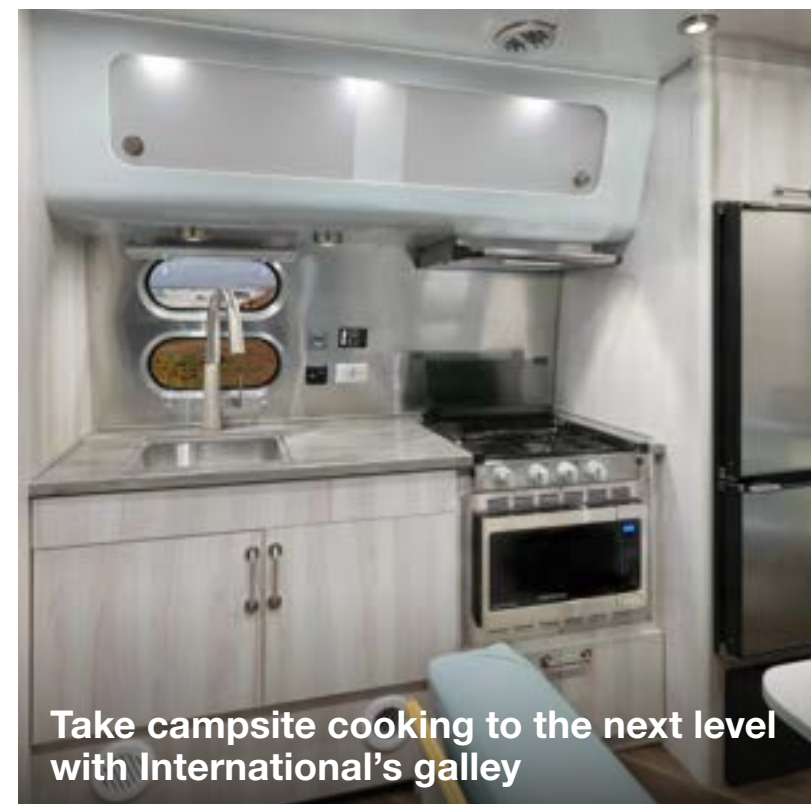
AIRSTREAM[®] International

2024 TRAVEL TRAILERS

About International

Design-centric and filled with serene comfort, the International Travel Trailer is ready for grand adventures and relaxing retreats alike. Every inch of the International is designed with balance and comfort in mind – from the calming energy of the earthy wood tones and the cool blues in the fabrics, to the clean, modern lines and natural seashore textures throughout. And with an expansive galley where you can exercise creative culinary expression, a rear hatch option that brings the outdoors in, and premium appliances and fixtures, International is the perfect recreational vehicle for escaping the day-to-day.

- Available in **six floor plans** from 23 feet to 30 feet.
- Ultraleather® seating is **comfortable, durable, and easy to clean.**
- Dinettes and sofas convert easily into **expansive, additional sleeping areas.**
- **Handcrafted cabinetry** is built in-house with high-quality materials that stand the test of time.



Take campsite cooking to the next level with International's galley



Overhead storage throughout, with frosted sliding doors





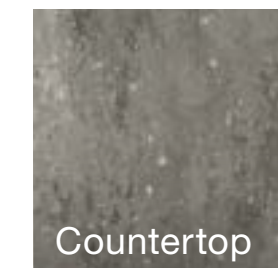


QuietStream™ ducted climate control quickly, quietly, and efficiently cools the cabin

Coastal Cove with Aqua Ultraleather®

“ We love the aqua blue color in the seating, and how it balances with the warm wood tones of the surfaces and the dark wood pattern in the flooring.” **TISHA AND ROB INTERNATIONAL 27FB Owners**



Luxury vinyl flooring in wood herringbone pattern anchors the expansive interior, with marine hues that play out in the lounge and seating Ultraleather®.

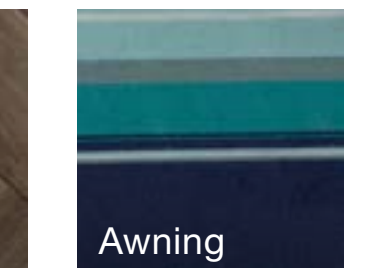







Coastal Cove with Seashell Ultraleather®

“It’s so inviting – I just love coming back after a walk on the beach or a sunset hike, curling up with a blanket, and enjoying the evening.” **MATT INTERNATIONAL 28RB Owner**



The warm, sandy shade of Seashell Ultraleather® provides a serene color tone in the seating.



Floor Plan Options

“ We upgraded from a smaller single-axle trailer, but even at 23 feet it’s a joy to tow and it’s easy to navigate into most campsites.”
TAYLOR AND MARTI International 23FB Owners

“ Our biggest reason for purchasing the 25FB was the rear hatch option – it’s a game-changer. We can’t imagine not having it open while we eat or read.”
WILLIAM AND RUBY International 25FB Owners



23FB
 Weight: 5,100
 Exterior Length: 23 ft. 11 in.



25FB
 Weight: 5,700
 Exterior Length: 26 ft. 2 in.



27FB
 Weight: 6,000
 Exterior Length: 28 ft. 2 in.








28RB
 Weight: 5,900
 Exterior Length: 28 ft. 2 in.



30RB
 Weight: 6,600
 Exterior Length: 31 ft. 2 in.

Compare Floor Plans

Five floor plans offer a variety of layouts that cater to individual travel styles. Solo travelers, couples, and families can find plenty of space to spread out, relax, and indulge in the serene magic of International's comfortable vibe. From the compact and efficient 23FB to the expansive 30RB, International is a versatile retreat that lets you sink into ultimate comfort and relaxation.

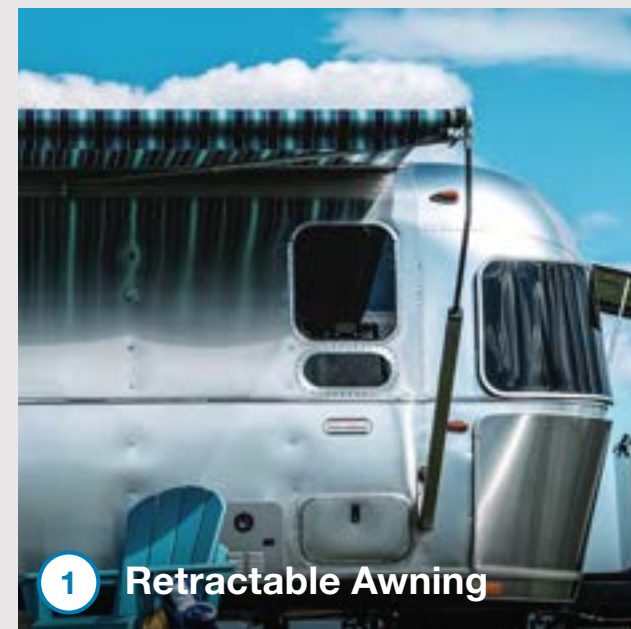
| | Floor Plan Option | Exterior Width | Exterior Length | Axles | Sleeps | Hitch Weight | GVWR (lbs.) | Net Carrying Capacity (lbs.) | Fresh Water Tank (gal.) | Gray Water Tank (gal.) | Waste Water Tank (gal.) | Refrigerator (12v Electric) | Bed Configurations (in.) |
|---|--------------------|----------------|-----------------|-------|--------|--------------|-------------|------------------------------|-------------------------|------------------------|-------------------------|-----------------------------|--|
|  | International 23FB | 8' | 23 ft. 11 in. | 2 | 4 | 500 | 6,000 | 900 | 37 | 37 | 17 | 6.8 cu. ft. | Queen (60" x 75") Twin* (34" x 80") |
|  | International 25FB | 8' 5.5" | 26 ft. 2 in. | 2 | 6 | 860 | 7,300 | 1,600 | 39 | 39 | 39 | 8 cu. ft. | Queen (60" x 75") Twin* (34" x 80") OPT Bunk (31" x 86") |
|  | International 27FB | 8' 5.5" | 28 ft. 2 in. | 2 | 6 | 850 | 7,600 | 1,600 | 39 | 39 | 39 | 8 cu. ft. | Queen (60" x 75") Twin* (34" x 80") OPT Bunk (31" x 86") |
|  | International 28RB | 8' 5.5" | 28 ft. 2 in. | 2 | 6 | 860 | 7,600 | 1,700 | 39 | 37 | 35 | 8 cu. ft. | Queen (60" x 75") Twin* (34" x 80") |
|  | International 30RB | 8' 5.5" | 31 ft. 2 in. | 2 | 6 | 900 | 8,800 | 2,200 | 53 | 36 | 36 | 9.7 cu. ft. | Queen (60" x 75") Twin* (34" x 80") |



Exterior Features

An ocean-inspired zen garden on wheels, the International maintains all the timeless iconic style you expect in an Airstream travel trailer, with a design-centric interior that sets it apart. Today's International is a serene retreat with premium components throughout. A residential-style Moen® faucet with pull-out hose, solid surface countertops, brushed nickel cabinet hardware, and beautiful overhead storage compartments let you relax in style – and focus on making the most of your trip.

[Explore more features the International has to offer](#)



1 Retractable Awning

Create a shady spot and expand your living space



2 Exterior Storage

Wrangle cables, cords, hoses, and camping essentials




3 Rear-View Monitoring

Easily navigate into campsites



4 Air Conditioners

Cool the cabin for ultimate comfort on the road



5 Rock Guards

Stainless steel rock guards and tinted window protectors deflect road debris



6 Optional Solar Panels

Optional roof-mounted solar panels make it easy to head off-grid

Specifications

| | 23FB | 25FB | 27FB | 28RB | 30RB |
|--|--|--|--|--|--|
| Exterior Length | 23 ft. 11 in. | 26 ft. 2 in. | 28 ft. 2 in. | 28 ft. 2 in. | 31 ft. 2 in. |
| Exterior Width | 8 ft. | 8 ft. 5.5 in. | 8 ft. 5.5 in. | 8 ft. 5.5 in. | 8 ft. 5.5 in. |
| Interior Width | 7 ft. 7 in. | 8 ft. 1 in. | 8 ft. 1 in. | 8 ft. 1 in. | 8 ft. 1 in. |
| Exterior Height with A/C | 9 ft. 6.5 in. | 9 ft. 7 in. | 9 ft. 7 in. | 9 ft. 7 in. | 9 ft. 7 in. |
| Interior Height with A/C | 6 ft. 6.5 in. | 6 ft. 7 in. | 6 ft. 7 in. | 6 ft. 7 in. | 6 ft. 7 in. |
| Hitch Weight (with LP & Batteries) | 500 | 860 | 850 | 860 | 900 |
| Unit Base Weight (with LP & Batteries) | 5,100 | 5,700 | 6,000 | 5,900 | 6,600 |
| Maximum Trailer Capacity (GVWR) (lbs.) | 6,000 | 7,300 | 7,600 | 7,600 | 8,800 |
| Net Carrying Capacity (lbs.) | 900 | 1,600 | 1,600 | 1,700 | 2,200 |
| Fresh Water Tank (gal.) | 37 | 39 | 39 | 39 | 53 |
| Gray Water Tank (gal.) | 37 | 39 | 39 | 37 | 36 |
| Waste Water Tank (gal.) | 17 | 39 | 39 | 35 | 36 |
| Inverter; 12V-110V | 2000W | 2000W | 2000W | 2000W | 2000W |
| 30 AMP Service Single A/C with Heat Pump (BTU) | 13,500 | 15,000 | 15,000 | 15,000 | 15,000 |
| 50 AMP Service Dual A/C with Heat Pump (BTU) | — | OPT (13,500) | OPT (13,500) | OPT (13,500) | STD (13,500) |
| Ducted Furnace (BTU) | 18,000 | 25,000 | 25,000 | 30,000 | 30,000 |
| Solar Charging System with Interior Monitor | OPT (300W) | OPT (300W) | OPT (300W) | OPT (300W) | OPT (300W) |
| Lithium Batteries (only available w/ solar option) | (200Ah 2.4kWh) | (200Ah 2.4kWh) | (200Ah 2.4kWh) | (200Ah 2.4kWh) | (200Ah 2.4kWh) |
| Refrigerator w/ Freezer (12V Electric) | 6.8 cu. ft. | 8 cu. ft. | 8 cu. ft. | 8 cu. ft. | 9.7 cu. ft. |
| LP Gas Stove and Oven (Burners) | 3 | 3 | 3 | 3 | 3 |
| Convection Microwave w/ Air Fryer (*Replaces Oven) | OPT* | OPT* | OPT* | OPT* | OPT* |
| Microwave (*N/A with Convection Option Selected) | — | — | — | — | STD* |
| Interior Windows & Skylights | 12 | 17 | 18 | 21 | 23 |
| Bedroom Configurations (*Replaces Queen) | Queen (60" x 75") Twin* (34" x 80") | Queen (60" x 75") Twin* (34" x 80") OPT Bunk (31" x 86") | Queen (60" x 75") Twin* (34" x 80") OPT Bunk (31" x 86") | Queen (60" x 75") Twin* (34" x 80") | Queen (60" x 75") Twin* (34" x 80") |
| Convertible Dinette, Lounge and Bed | 39" x 76" | 40" x 96" | 40" x 96" | 39" x 76" | 39" x 76" |
| Sleeping Capacity | Up to 4 | Up to 6 | Up to 6 | Up to 6 | Up to 6 |



Exterior Features

| | |
|---|-----|
| Semi-Monocoque Aluminum Superstructure | STD |
| Fluorocarbon Treated UV Protected Aluminum Exterior | STD |
| Temperature Reducing One-Piece White Aluminum Roof | STD |
| Thermal Barrier Protection Between Interior and Exterior | STD |
| Seamless Composite Flooring | STD |
| Handcrafted Welded Extruded Aluminum Window Frames | STD |
| Tempered Tinted Windows with Double Cam Latching System | STD |
| Powered ZipDee® Patio Awning with Sunbrella® Fabric | STD |
| ZipDee® Rear & Roadside Window Awning w/ Sunbrella® Fabric | STD |
| LED Dimmable Patio Awning Light | STD |
| Polished Bumper with Storage | STD |
| LP (2 – 30 lb. Steel Tanks) with auto 2-stage regulator | STD |
| Aluminum Removable LP Cover | STD |
| Multi-Stage Converter with Auto Detect Features | STD |
| Exterior LP Gas Low Pressure Grill Connection | STD |
| Solar Front Window Protection | STD |
| Stainless Steel Front Stone Guard Protection | STD |
| Exterior Shower with Hot & Cold Water | STD |
| Lockable Fresh Water Tank Inlet | STD |
| City Water Inlet with Water Pressure Regulator | STD |
| Waste Tank Flush Inlet | STD |
| Hand Painted Chassis | STD |
| Torsion axle w/ shock absorbers | STD |
| Powered Hitch Jack with Light | STD |
| 4 Manual Heavy Duty Stabilizer Jacks | STD |
| Goodyear® Endurance® ST225/75R15 Tires, Balanced | STD |
| Stylized Aluminum Wheels | STD |
| Nev-R-Lube® Sealed Bearings | STD |
| Nev-R-Adjust® Brakes | STD |
| Spare Tire – Full Size | STD |
| Solar Pre-wire (Rooftop & Front Access Points) | STD |
| 300w Solar Package with Interior Monitor | OPT |
| Lithium Batteries (2) 100 Ah 2.4 kWh (only available w/ solar option) | OPT |

| | |
|---|-----|
| SmartPlug® 30 Amp Shore Power Inlet w/ Cord (50 Amp w/ Dual AC) | STD |
| SmartPlug® TV & Internet Inlets (Coax and Ethernet) | STD |
| Rear View Monitoring System | STD |
| Dedicated Waste Hose Storage | STD |
| Custom Aluminum Handcrafted 26 in. Wide Entry Door w/ Window | STD |
| Aluminum Entry Door Handle | STD |
| Unique Front Door Key with Heavy Duty Deadbolt | STD |
| Cast Aluminum Door Hinges | STD |
| Airstream Custom Aluminum Entry Step | STD |
| Aluminum Rear Hatch with Screen (25FB and 27FB only) | OPT |
| LED Entrance Light | STD |
| LED Tank Service Light | STD |
| LED Storage Compartment Light | STD |
| Cast Aluminum LED Tail Lights | STD |
| License Plate Bracket with LED Light | STD |
| Enclosed Aluminum Insulated Heated Underbelly | STD |
| Internally Routed A/C Condensation Drain Line to Wheel Well | STD |

Interior Features

| | |
|---|-----|
| Complete Aluminum Interior Walls and Ceiling | STD |
| Quietstream™ A/C with Heat Pump & Electronic Thermostat | STD |
| Exhaust Fan with Thermostat & Automatic Rain Sensor | STD |
| Probeless Tank Monitoring System | STD |
| EcoBatt™ Insulation | STD |
| Handcrafted Aluminum Screen Door with Guards | STD |
| Panoramic Front Windows with Blackout Shades | STD |
| Handcrafted Italian Lite-Ply Laminated Cabinetry | STD |
| Seamless Vinyl Flooring | STD |
| LED Interior Lighting with Dimmer | STD |
| Overhead Storage with Sliding Doors and LED Lighting | STD |
| Tankless On Demand LP Water Heater | STD |
| Inverter; 2000W 12V-110V | STD |
| Coat & Key Hooks | STD |
| Airstream Connected Pre-wire | STD |
| Bring Your Own Device HDMI Connectivity | STD |
| 12v USB-A and USB-C Ports | STD |

Galley, Dinette, and Lounge Features

| | |
|--|------|
| 3 Burner Stove and Oven (LP Gas) | STD |
| Baraldi® Cooking Vent with Light | STD |
| Dupont Corian® Galley Top | STD |
| Stainless Steel Undermounted Sink | STD |
| Laminate Dinette Top | STD |
| Ultraleather® Lounge and Dinette Seating | STD |
| Dinette Converts to a Lounge and Sleeping Accommodations | STD |
| Pull out Lounge for Sleeping Accommodations (Models w/ Lounge) | STD |
| Flatware Organizer | STD |
| JL Audio® Stereo with Bluetooth® Connectivity and 4 Speakers | STD |
| Surround Sound and Subwoofer | STD |
| 27” 12V DC Smart TV w/ Bluetooth® w/ articulating mount | STD* |
| Aluminum Roller Blinds | STD |
| Moen® Faucet | STD |

Bedroom Features

| | |
|--|-----|
| Choice of Either Queen or Twin Beds | STD |
| Front Cross Bunk Bed; Ladder only available w/ Twin (25FB 27FB only) | OPT |
| Pillow Top Memory Foam Mattress | STD |
| Quilted Bedspread | STD |
| Decorative Throw Pillows | STD |
| Sleeping Pillows | STD |
| Reading LED Lights | STD |
| Under Bed Storage | STD |
| Overhead Storage with Sliding Doors and LED Lighting | STD |
| Wardrobe with Hanging Bar | STD |
| 24” 12V DC Smart TV w/ Bluetooth® w/ articulating mount | STD |
| Blackout Curtain(s) | STD |

Bathroom Features

| | |
|---|-----|
| Removable Hand Held Shower Head with Shut Off | STD |
| Porcelain Toilet | STD |
| Lavy Sink | STD |
| Roof Vent/Fan | STD |
| Towel Bar/Ring | STD |
| Retractable Clothes Line in Shower | STD |
| Moen® Faucet | STD |

Additional Features

| | |
|---|-----|
| Airstream Logo Entrance Mat | STD |
| Fire Extinguisher | STD |
| Emergency Manual Crank for Powered Hitch Jack | STD |
| LP, Smoke & Carbon Monoxide Detectors | STD |
| Built In Winterization Kit | STD |
| TRA Certified Green: Emerald Status Highest Rating) | STD |
| 3 Year Airstream Limited Warranty (Transferable) | STD |
| 3 Year 24/7 Coach-Net® Roadside Assistance | STD |
| 1 Year Airstream Club Explorer Membership | STD |

* N/A in 23FB

More Information

From the panoramic windows at the front and rear to the effervescent colors and patterns throughout, International's interior is airy and filled with light. Open the windows and let the breeze flow through, enjoy the landscape as you cook a meal, or watch the sunrise from the comfort of your bed. And with options like the rear hatch that blurs the line between inside and out, International gets you closer than ever to the soothing, restorative power of nature.


- International's kitchen is as beautiful as it is functional. Cook a delicious meal on the three-burner gas cooktop, quickly reheat leftovers in the microwave, and store pantry items in convenient drawers and overhead storage compartments.
- The optional rear hatch is the perfect portal for easy gear loading and unloading. Bring along bikes, kayaks, and everything else your travel requires.




How It's Made

Informed by more than 90 years of quality craftsmanship and expert design, Airstream travel trailers are hand-made in Jackson Center, Ohio. Only the best materials are used – from seamless, waterproof composite flooring, to the hardware and finishes we use to build our cabinetry, to the rivets and aluminum that form the shell. In building our world-famous travel trailers, we rarely do things the easy way. That's why an Airstream travel trailer can last a lifetime – or more – and be passed down from generation to generation for years of enjoyment.


[Schedule a factory tour.](#)



1 Seamless composite flooring



2 Riveted aluminum shell built with time-honored techniques



3 Hand-made furniture and cabinetry



4 Water check ensures the shell is watertight



5 Multi-point quality inspection before heading to customers



AIRSTREAM®

1001 West Pike
 Street, P.O. Box 629
 Jackson Center, OH
 45334 USA
 937-596-6111

www.airstream.com



Product information, specifications, and photography in this brochure were as accurate as possible at time of printing. Photographs may contain some features that are optional on your vehicle. Since we continually strive to improve our products, actual products may differ. Prices and specifications are subject to change without notice. All capacities are approximate and dimensions are nominal. Some features or options may be different or unavailable in other countries.

Warning – This information is intended as a guide only. Weights of individual vehicles may vary. Consult your owner's manual for complete loading, weighing, and towing instructions. Do not overload the travel trailer.

AIRSTREAM®, the Airstream travel trailer trade dress, and all related model names, slogans, logos, trade dress, and trademarks are owned or used under license by Airstream, Inc. All other trademarks are owned by their respective owners.

All content and images
 © Airstream 2023

MKT-00070
 8/21 D